

Model portfolios Investor fact sheet

John Hancock U.S. Equity Model Portfolio

Strategy

Actively managed

The portfolio targets consistent alpha generation through active market capitalization and sector positioning

Multimanager approach

Underlying strategies are managed by a diverse set of asset managers, each with specialized expertise

Active/passive implementation

Positions consist of ETFs and active mutual funds to mitigate cost and allow for alpha generation

Integrating asset allocation and manager research

For more than 30 years, our multi-asset solutions team has combined asset allocation with manager research and oversight to seek better outcomes for investors.



Multi-asset solutions team

- Portfolio managers/strategists
- Model portfolio construction and delivery

59 investment professionals

- 33 CFA charterholders
- 2 Ph.D.s

Manager research team

Investment manager due diligence and oversight

28 manager research professionals

- 31 professional designations
- 19 advanced degrees

Managed by

Manulife Investment Management

Established asset manager with global resources and expertise extending across equity, fixed-income, and alternative investments as well as asset allocation strategies

Nathan W. Thoof, CFA
On the portfolio since 2022
Investing since 2000

Bruce G. Picard, CFA
On the portfolio since 2022
Investing since 2000

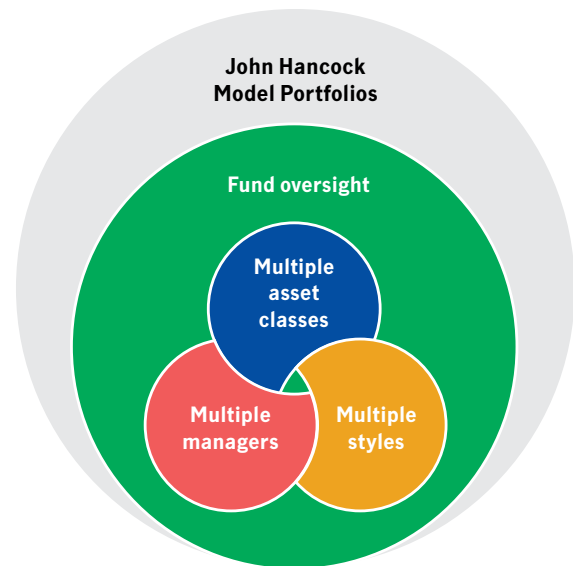
Robert E. Sykes, CFA
On the portfolio since 2022
Investing since 2001

David M. Kobuszewski, CFA
On the portfolio since 2022
Investing since 2000

Blending complementary managers from around the world

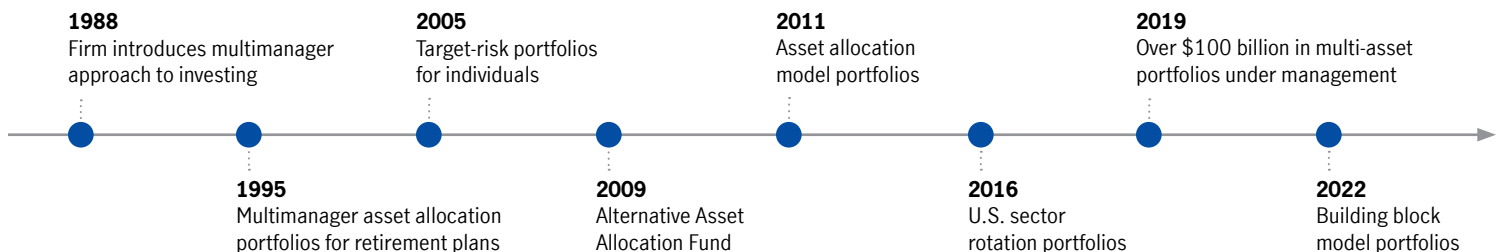
Our method delivers layers of diversification for investors in our asset allocation portfolios.

- Oversight
- Multiple asset classes
- Multiple managers
- Multiple styles



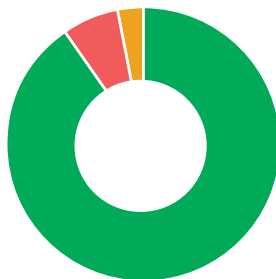
A leader in asset allocation

Multimanager approach since 1988 and model portfolios since 2011



Distinguishing features

- Diversified U.S. equity exposure
- A mix of market capitalizations and sector exposure, including healthcare, energy, and infrastructure as well as growth and value styles

Strategy allocation (%)

Underlying fund	Ticker	Manager	Current quarter
Equity			
John Hancock Multifactor Large Cap ETF	JHML	Dimensional Fund Advisors	21.52
John Hancock Multifactor Mid Cap ETF	JHMM	Dimensional Fund Advisors	18.92
John Hancock U.S. Global Leaders Growth Fund	USLIX	Sustainable Growth Advisers	8.32
John Hancock Fundamental All Cap Core Fund	JFCIX	Manulife Investment Management	13.53
John Hancock Disciplined Value Fund	JVLIX	Boston Partners	8.52
John Hancock Small Cap Core Fund	JCCIX	Manulife Investment Management	8.76
Energy Select Sector SPDR ETF	XLE	State Street Global Advisors	5.33
Health Care Select Sector SPDR ETF	XLV	State Street Global Advisors	5.52
Total equity			90.43
Alternatives			
John Hancock Infrastructure Fund	JEEIX	Wellington Management	6.76
Total alternatives			6.76
Cash			
			2.81
Total underlying expenses			0.55

See the conflicts disclosure on the last page for further information.

1 Morningstar, as of the date of the material. Weighted average annual net expense ratio is provided based on aggregation of the underlying fund fees. Share classes used for calculation may not be available to all investors, and expense ratios charged may vary.

John Hancock Investment Management LLC and Manulife Investment Management (US) LLC are affiliated SEC registered investment advisers using the brand name John Hancock Investment Management.

This material is for informational purposes only and is not intended to be, nor shall it be interpreted or construed as, a recommendation or providing advice, impartial or otherwise, regarding any security, mutual fund, ETF, sector, or index. Investors should consult with their financial professional before making any investment decisions. Manulife Investment Management (US) LLC performs asset allocation for the models and other investment-related services. Neither John Hancock Investment Management nor its affiliates offer tax advice. Investors should consult with their tax advisor regarding their specific situation. Certain of the assumptions have been made for modeling purposes and are unlikely to be realized. No representation or warranty is made as to the reasonableness of the assumptions made or that all assumptions used in achieving the returns have been stated or fully considered. Model returns have many inherent limitations and may not reflect the impact that material economic and market factors may have had on the decision-making process if client funds were actually managed in the manner shown. Changes in the assumptions may have a material impact on the model returns presented; other periods selected may have different results, including losses. There can be no assurance that an account managed in accordance with the model will achieve profits or avoid incurring substantial losses. These portfolios are only available through investment professionals. Not all strategies may be available on all platforms, and fees and terms may vary. Past performance does not guarantee future results.

Conflicts disclosure

The information in the charts shown reflects the current portfolio allocations across the underlying model portfolios. Allocations are as of the date indicated, are subject to change, and should not be relied on as current thereafter.

Certain model portfolios may include ETFs and mutual funds that are managed by an unaffiliated investment manager (unaffiliated funds) or an affiliate (affiliated funds). Recommendation of the model portfolios that use affiliated funds raises conflicts of interest. To the extent that the advisor does use affiliated funds as the components of the model portfolios, this will generate advisory and other fees for John Hancock Investment Management (a Manulife company) and, in certain cases, its affiliates, when intermediary accounts and other persons use the model portfolios, and the management fees of affiliated funds may be higher than fees charged by other funds. Clients should review any information provided by the managed account program sponsor for further details regarding the extent to which model portfolios provided may include affiliated funds. In addition, affiliates may engage the investment managers that are recommended or included in the model portfolios as subadvisors to the John Hancock funds or have other business relationships with such investment managers. Some sponsors and intermediaries have other business relationships with John Hancock Investment Management or its affiliates.

Manulife Investment Management (US) LLC, 197 Clarendon Street, Boston, MA 02116

Manulife, Manulife Investment Management, Stylized M Design, and Manulife Investment Management & Stylized M Design are trademarks of The Manufacturers Life Insurance Company and are used by it, and by its affiliates under license.