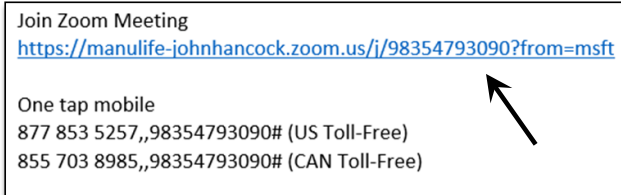


How to join a Zoom meeting

1

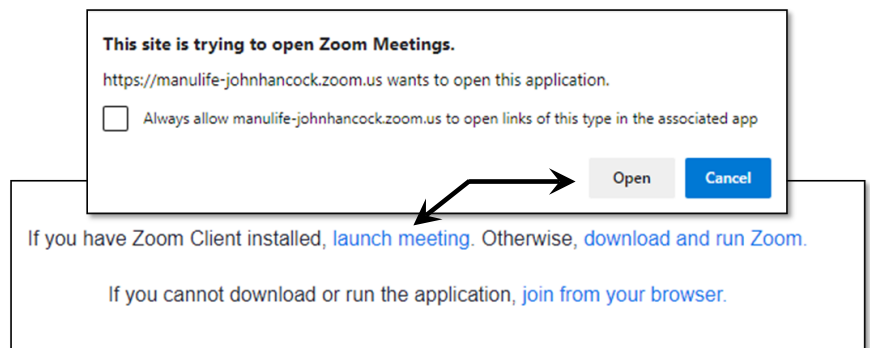
Once you receive an email invitation for a Zoom meeting, you can quickly view the join link from the invitation.



Click this invitation link and you'll be prompted to either **launch** or **download** Zoom.

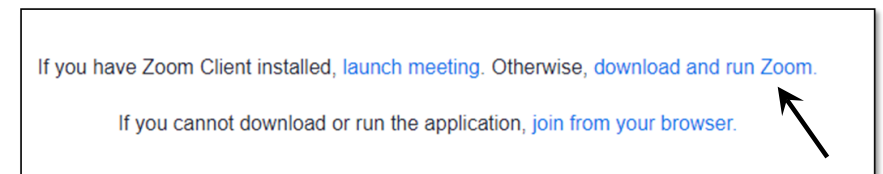
2

If you have the Zoom application, click "launch meeting" or "Open" from the pop-up box.



3

If you don't have the Zoom application, click "download and run Zoom."




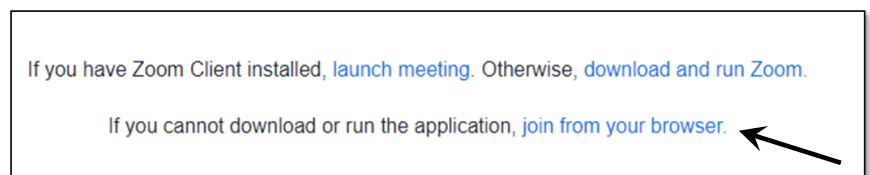
Click "Keep" and download Zoom.



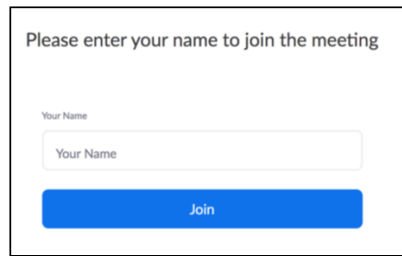
Then click "launch meeting." The Zoom application will launch.



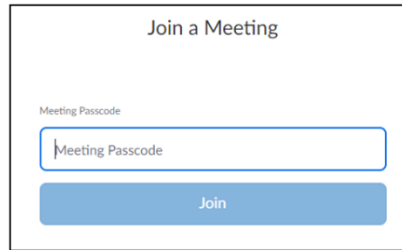
Alternatively, click on join from your browser



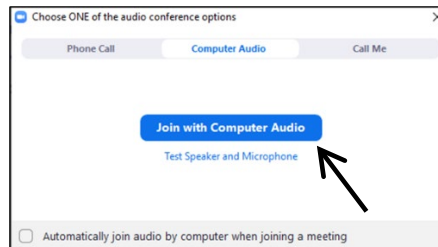
4 Enter your name and click “Join.”



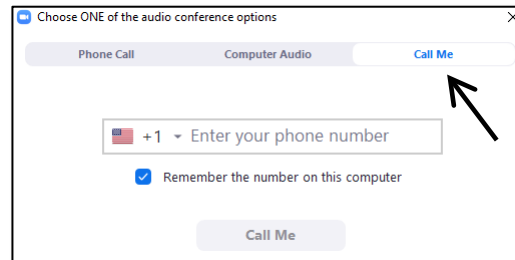
5 The Meeting ID and passcode should be pre-filled in the link. If not, enter the Meeting ID and passcode from your Zoom meeting invitation.



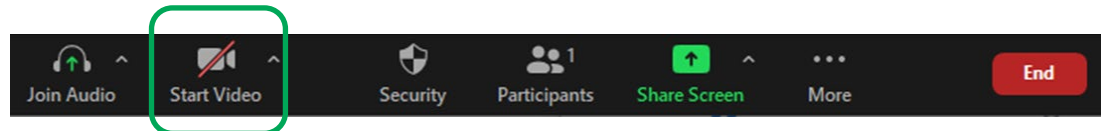
6 Click “Join with Computer Audio.”



Or click on the “Call Me” tab and enter your phone number. Note: Be ready to answer your phone.



7 From the bottom control bar, click on the camera to start the video. You’re all set!



John Hancock Investment Management

This material is for informational purposes only and is not meant as an endorsement for any particular product. Before using any of the programs and/or applications referenced, please ensure that you have permission from your firm to use them.

John Hancock Investment Management Distributors LLC, Member FINRA, SIPC, 200 Berkeley Street, Boston, MA 02116, 800-225-6020, jhinvestments.com

Manulife Investment Management, the Stylized M Design, and Manulife Investment Management & Stylized M Design are trademarks of The Manufacturers Life Insurance Company and are used by its affiliates under license.